

HORACE MANN PTA SURVEY RESULTS

Feedback from parents and teachers – February 2024

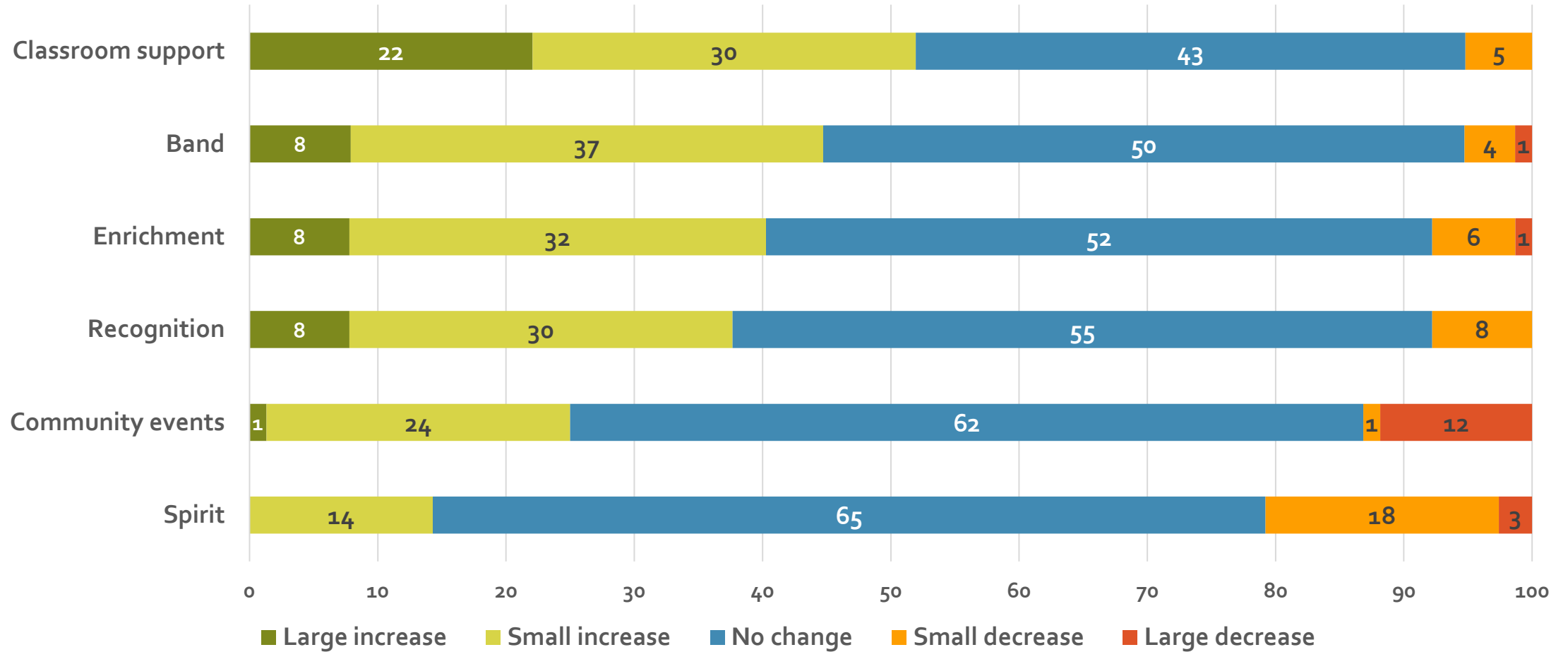
March 18, 2024

Survey summary

- **Parent survey (online):**
 - Feedback on spending and PTA-sponsored events: **80 responses**
- **Teacher survey (hard copy):**
 - Feedback on spending: **22 responses**
 - Comments on what works well, what needs improvement, and ideas to improve classroom support: **21 responses**



Parent feedback on PTA spending (%)





Parent spending suggestions

Spend more

- Improve field (7)
- Add a Gaga Ball court (2)
- Donate to other schools (2)
- Add extracurriculars for grades K-3 (1)
- Organize school supply purchasing (1)
- Full-time music teacher (1)
- Support more visiting artists (1)
- Increase variety of field trips (1)
- Foreign language instruction (1)
- More supplies for classrooms (1)

Spend less

- Scale back on the carnival (1)
- Cut the yearbook (1)

Spend differently

- Increase variety of field trips (1)



Parent fundraising suggestions

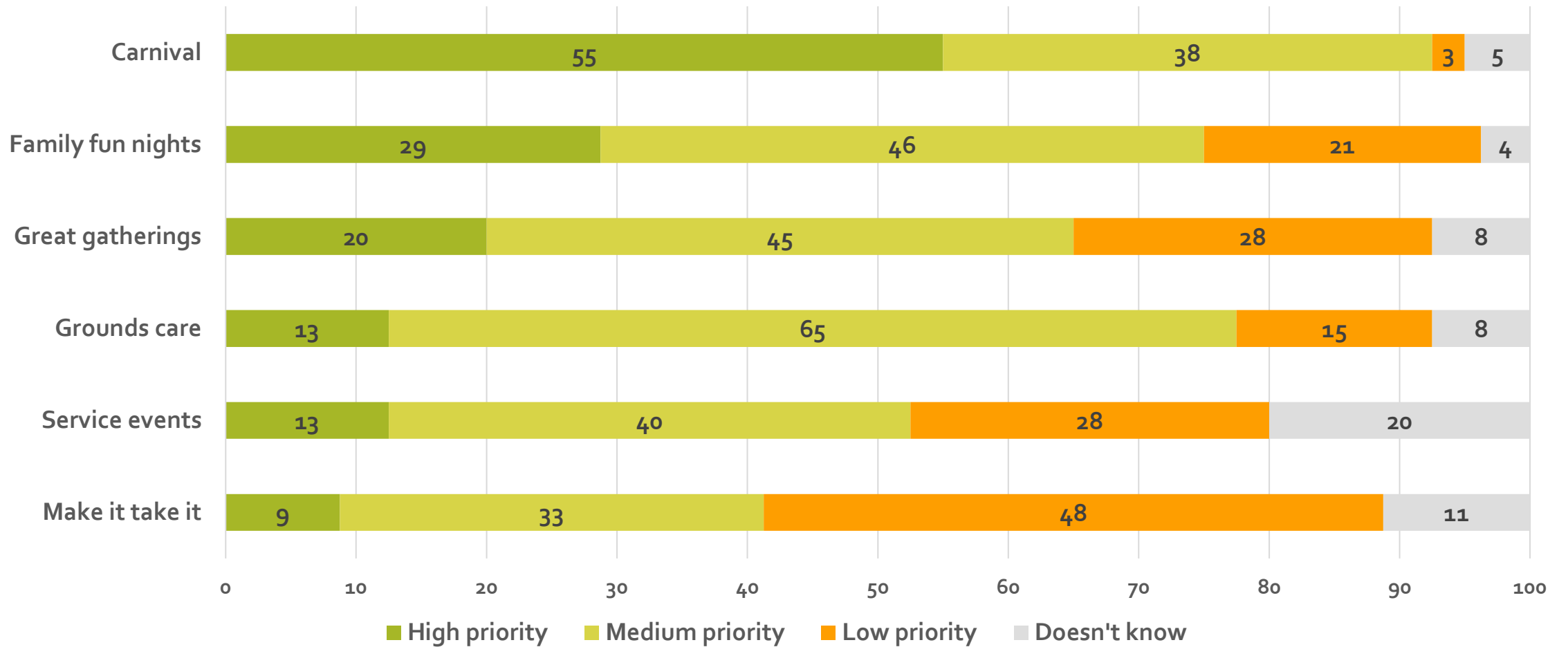
- Hold the silent auction / gala at school to save money
- Raise awareness of corporate matching, local sponsorship
- Offer more frequent opportunities to donate (e.g. QR codes posted)
- Great Gatherings in the fall
- Check / improve functionality of donation page

Other feedback:

- It seems odd for the PTA to pay the salary of the band teacher



Parent feedback on events (%)





Parent feedback: Why they don't attend some events

Sample: 37 / 80 respondents offered comments

Most common responses:

- Kids' low interest in event: 21
- Too busy or scheduling conflicts: 14
- Don't know what the event is: 4 (3 are kindergarten parents)
- Concern about environmental impact of make-it-take-it events (3)



Teacher survey (22 teachers)

Survey part 1 -

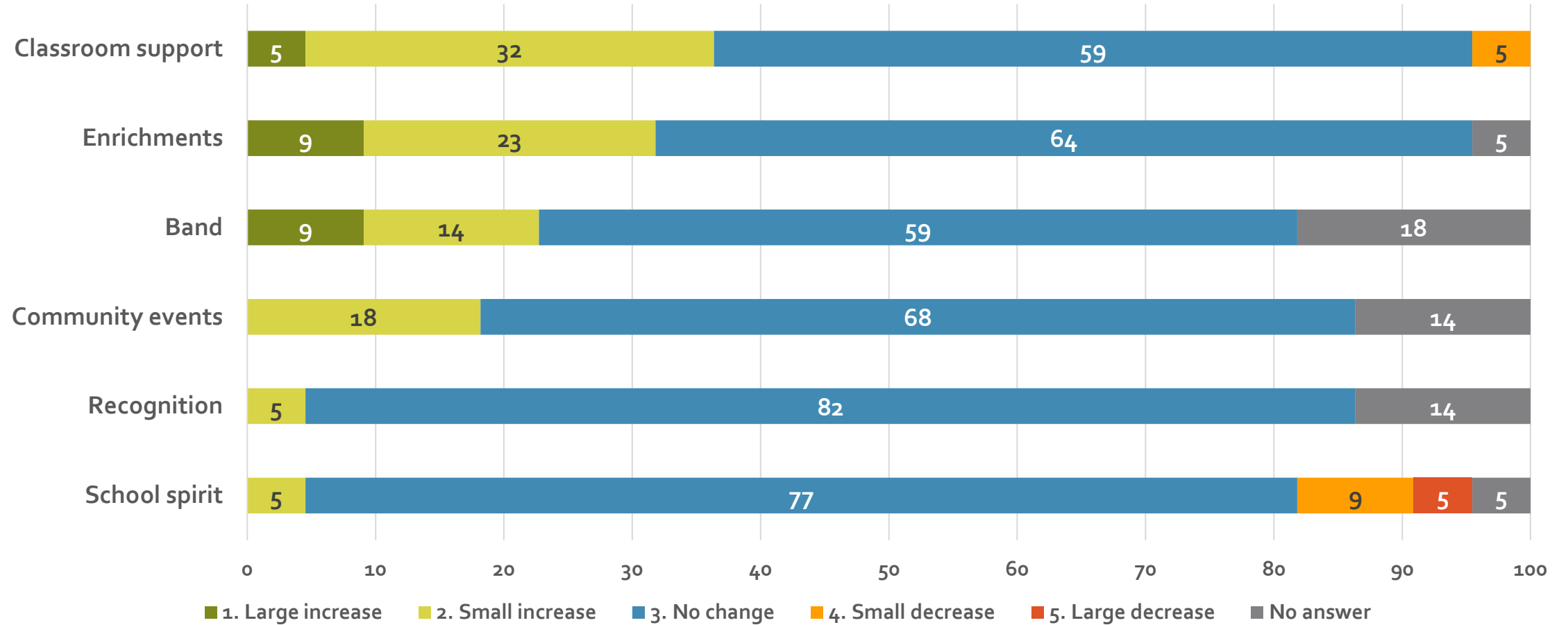
- Spending priorities (increase, decrease, or leave as is) for community events, band, classroom support, recognition, enrichment, or school spirit

Survey part 2 – Comment on:

- What works well
- Opportunities for improvement
- Additional ways to support classrooms



Part 1: Teacher feedback on spending priorities (%)



Sample size: 22 teachers

Part 2: Teacher comments

What works well

- **Classroom funding (9)**
- **Free family events (8)**
- **Field trip funding (4)**
- **Carnival (2)**
- **Specialist funding (2)**
- **General support for teachers, students (2)**
- Eagle Bluff (1)
- Roller skating (1)
- Sub for patrol picnic (1)
- Parent volunteers (1)
- Yearbooks (1)
- Residencies (1)
- Fundraising (1)

Sample size: 21 teachers

Part 2: Teacher comments

Opportunities for improvement

- | | | |
|---|---|--|
| <ul style="list-style-type: none">• Improve teacher awareness of resources (3)• Improve involvement of minority families (2) | <ul style="list-style-type: none">• Classroom volunteers (1)• Reading supports for struggling students (1)• More free school events (1) | <ul style="list-style-type: none">• Make Boo Bash not Halloween-focused (1)*• Environmental improvements (field, solar panels) (1) <p><small>*Boo Bash is not a PTA event, it is organized by 4th and 5th grade parents for Eagle Bluff fundraising</small></p> |
|---|---|--|

Additional ways to support classrooms

- | | | |
|---|--|--|
| <ul style="list-style-type: none">• More field trips (2) | <ul style="list-style-type: none">• Materials subscriptions (1)• Substitutes to observe co-teachers and plan (1)• Disperse money equally (1)• Annual budget discussion with teachers (1) <p><small>Sample size: 21 teachers</small></p> | <ul style="list-style-type: none">• Share timeline for classroom funds (1)• Recruit minority families to participate in PTA, events (1)• Support theater (e.g. artist in residence) (1)• Reading tutors (1) |
|---|--|--|



Main takeaways



Parent feedback	Teacher feedback
Spending priorities	
<ul style="list-style-type: none">• More than half of parents want to increase funding for classroom support• Most common specific suggestion was to improve the field	<ul style="list-style-type: none">• Classroom support ranked higher than other areas for increased spending, but most teachers (59%) suggest no change in spending on classroom support• Enrichment and band had next highest support for increased spending
<ul style="list-style-type: none">• Half or more parents support leaving spending levels on other items as is	<ul style="list-style-type: none">• More than half of teachers support leaving spending levels as is for all categories
Events / Opportunities for improvement	
<ul style="list-style-type: none">• Carnival is most popular, followed by Family Fun Nights and Great Gatherings	<ul style="list-style-type: none">• Improve teacher awareness of what funds or other support are available
<ul style="list-style-type: none">• Lowest interest in Make it Take it	<ul style="list-style-type: none">• Improve minority family involvement
<ul style="list-style-type: none">• Most common reasons for not attending are low interest, too busy	<ul style="list-style-type: none">• Increase field trips

Potential next steps

- **Improve teacher awareness of available support**
 - PTA to speak at teacher meeting at beginning of year
 - PTA to share handout on funding and other supports available to teachers
 - Allow teachers to donate available funds to other teachers
- **Survey parents and teachers for new field trip ideas**
- **PTA to discuss fundraising suggestions**
- **PTA to discuss adjusting spending**
 - Reduce spending on spirit-wear?
 - Increase classroom support?
 - Increase funding for band or other enrichments?